



NASHVILLE SYMPHONY

YOUNG PEOPLE'S CONCERTS


Words, Story, and Music
Grades 3-4



Nashville
Symphony



CONCERT PROGRAM



NASHVILLE SYMPHONY YOUNG PEOPLE'S CONCERTS

Words, Story, and Music
Grades
3-4

CONCERT PROGRAM

Anna Clyne | Masquerade

Leonard Bernstein | West Side Story, Cool

Hector Berlioz | Symphonie Fantastique, mvmt. V

Rimsky Korsakov | Scheherazade Op. 35, mvmt II

Henry Burleigh, arr. Nicole Neely | The Young Warrior

GRADES 3-4

**Music**

K-4.GM.R2.A With guidance, demonstrate awareness of music concepts (such as same/different sections of music, musical sounds, or simple musical characteristics in a listening selection).

Language

K-4.FL.VA.7b With guidance and support from adults, explore word relationships and nuances in word meanings.

SL.CC.2 Confirm understanding of a text read aloud or information presented orally or through other media by asking and answering questions about key details and requesting clarification if something is not understood.



OBJECTIVES

- Students will be able to identify the four instrument families, as well as the characteristics of each family.
- Students will be able to recognize instruments from each family by sight and sound.



MATERIALS

- Orchestra diagram
- 360 degree video of Laura Turner Hall and the Nashville Symphony. Use the arrows for a 360 degree look at the orchestra and the hall!
<https://www.youtube.com/user/nashvillesymphony>
- Let's Go To The Symphony video
- <https://www.nashvillesymphony.org/education/resources/at-home-resources/lets-go-to-the-symphony/>
- Diagram of the Orchestra worksheet

GRADES 3-4 CONTINUED



PROCEDURE

1. Ask students what they know about symphony orchestras. Have they ever heard a symphony? In person? On the radio? How many people play in a symphony? What kind of music do they perform?
2. Show students the 360 degree video of Laura Turner Hall and the Nashville Symphony using your cursor to change the perspective during the video. Explain that this is where the Nashville Symphony plays concerts and audiences can see the symphony perform.
3. Show students the diagram of the orchestra or the Let's Go To The Symphony video. Do they recognize any of the instruments? What are some of the different ways the instruments are played? How do they think the instruments might produce sound?
4. Explain that there are four instrument families in the orchestra: *Strings*, *Woodwinds*, *Brass*, & *Percussion*. Show students the diagram of the orchestra again and see if they can identify the four instrument families.
5. Explain to students how each instrument family makes sound:
 - A. Strings: make sound when the strings vibrate. Musicians make the strings vibrate by rubbing a bow against them, striking them, or plucking them.
 - B. Woodwinds: make sound by blowing air against a sharp edge of wood, called a reed, causing the stream of air to vibrate.
 - C. Brass: make sound by blowing air through a piece of metal, called a mouthpiece, causing the musician's lips to vibrate.
 - D. Percussion: make sound by striking, rubbing, or shaking instruments causing them to vibrate.
6. If time allows, have students explore the DSO Kids website (<https://www.dallassymphony.org/community-education/dso-kids/>). Have students access the instrument descriptions and sound files to explore the different sounds each instrument makes. Guide students in matching the instrument sounds with the correct instrument family.

ASSESSMENT

Provide students with the "Diagram of the Orchestra" worksheet. Ask students to fill in the blanks at the bottom of the worksheet labeling each family of the orchestra. Students can use the word bank to help them complete the worksheet.

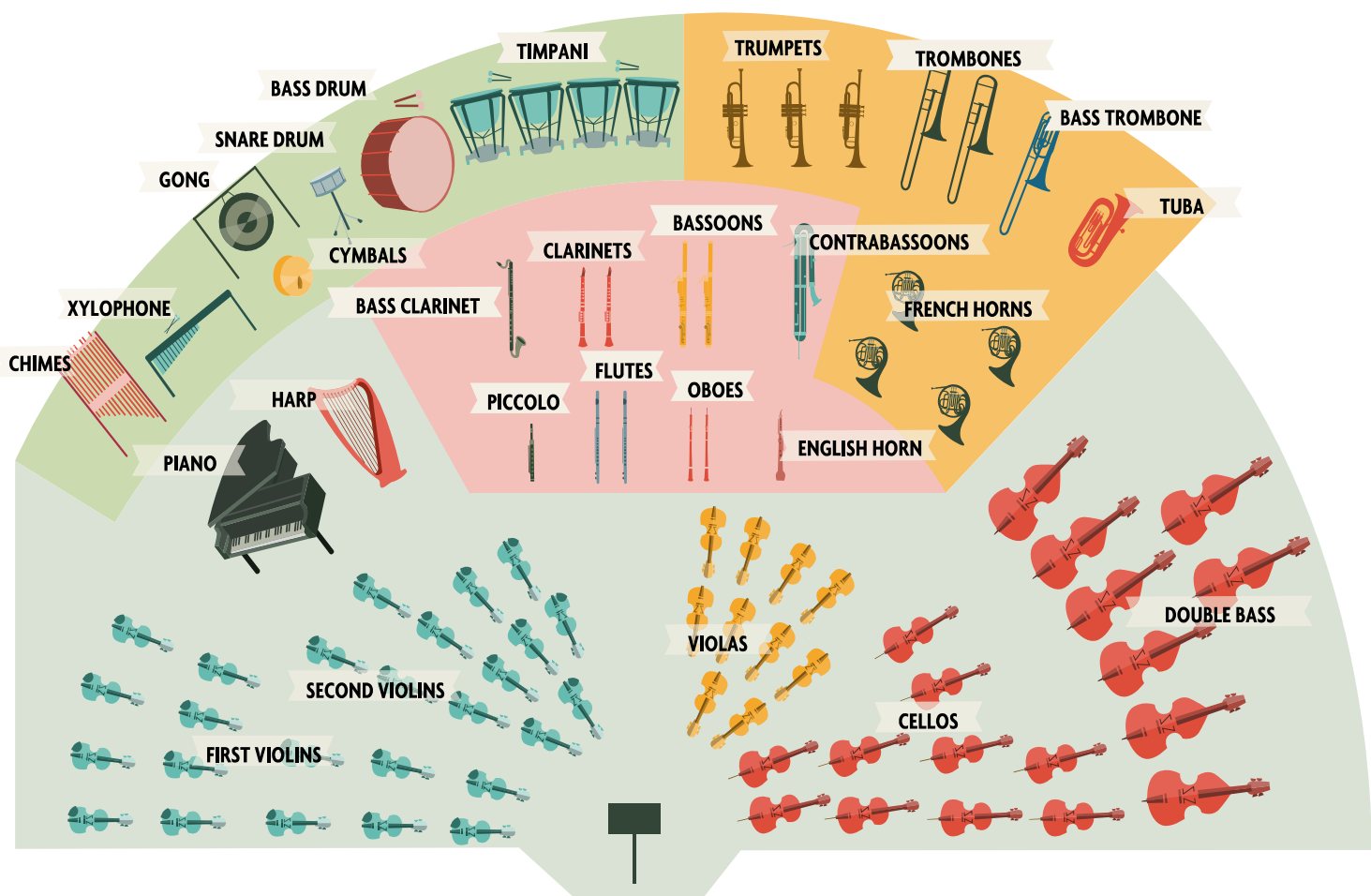
MODIFICATION:

If younger students have trouble writing the names of the instrument families, encourage them to draw a line from the name of the instrument family to the correct section in the orchestra diagram.

ORCHESTRA DIAGRAM

ORGAN

CHORAL SEATING



WOODWIND FAMILY



BRASS FAMILY



PERCUSSION FAMILY



STRING FAMILY

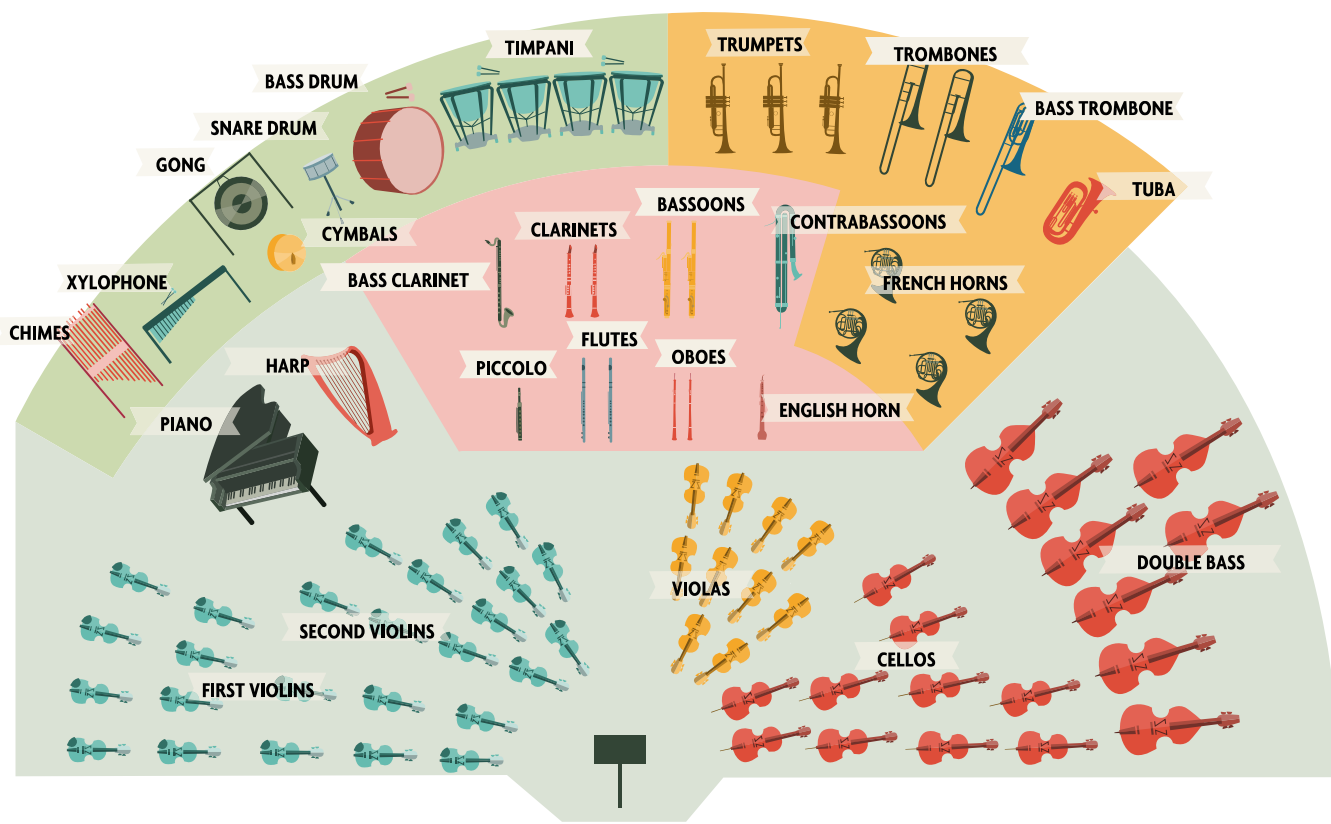
DIAGRAM OF THE ORCHESTRA WORKSHEET

WORD BANK:

WOODWINDS

STRINGS
BRASS

PERCUSSION



NASHVILLE SYMPHONY EDUCATION PROGRAMS ARE FUNDED
IN PART BY:



SPONSOR RECOGNITION

Bonnaroo Works Fund
Bridgestone Americas Trust Fund
Caterpillar Financial Services
Dollar General Corporation
M. Stratton Foster Charitable Foundation
NAXOS
Neal & Harwell
Nissan North America, Inc.
Publix Super Market Charities
Ryman Hospitality Properties Foundation
(formerly Gaylord Entertainment Foundation)
Samuel M. Fleming Foundation
The Ann & Monroe Carell Family Trust
The Community Foundation of Middle TN
The HCA Foundation
The Hendrix Foundation
The Memorial Foundation
The Metropolitan Government of Nashville and Davidson County
The Mike Curb Family Foundation